

A decorative wooden sign with a floral border and birds. The sign is made of light brown wood and is surrounded by a lush green vine with pink roses. A pink bird is perched on the top edge, and a blue bird is perched on the bottom left edge. The background is a bright blue sky with white clouds and green grass at the bottom.

# HOLIDAY HOMEWORK

(2024-25)

**GRADE- 5**





**General Instructions For Holiday Homework-**

- 1) Read the instructions given for each subject carefully.**
- 2) Complete & Bring Holiday Homework in a beautifully decorated folder.**
- 3) Homework Should be neat, clean & tidy.**
- 4) Parents are requested to only guide their children while doing the assignment.**
- 5) Originality of the work will be appreciated.**
- 6) Project/ Homework will be assessed on the basis of neatness, creativity and originality of ideas.**



**ENGLISH**


| NO. | TOPIC  | LEARNING OUTCOMES   | PARAMETERS   |
|-----|--|---|--|
| 1)  | <p><b>Design an English Magazine on “POWER OF POSITIVITY” which should have the following requirements:-</b></p> <p>a) Attractive cover page.</p> <p>b) Creative name</p> <p>c) A poster with inspirational quote on positivity. ( You can refer the quote that inspires you stating the reason behind it.)</p> <p>d) Research on Mindfulness and answer the following questions.</p> <p>1) What are some simple mindfulness exercises we can try?</p> <p>2) Enlist the benefits of practicing mindfulness regularly.</p> <p>3) Is mindfulness suitable for all age groups? State the reason for the same.</p> <p>e) Simple acts of Kindness: Stories of random acts of kindness performed by students, teachers, or members of the community.</p> <p><b>Note: Use illustrations wherever necessary.</b></p> | <p><b>The learners will be -</b></p> <p>1) Design an attractive cover page that effectively represents the theme demonstrating their creativity and design skills.</p> <p>2) Generate a creative and appropriate name for the magazine showcasing their linguistic and creative abilities.</p> <p>3) Demonstrate their ability to communicate ideas through visual representation( Posters).</p> <p>4) Craft stories based on the act of kindness.</p> <p>5) Produce illustrations that complement the content of the magazine and enhance understanding, demonstrating their artistic skills and creativity.</p> | <p>1) Creativity and design(1m)</p> <p>2) Content and Structure(2m)</p> <p>3) Inspirational Impact(1m)</p> <p>4) Timely Submission(1m)</p> |




| NO | TOPIC   | LEARNING OUTCOMES  | PARAMETERS  |
|----|---|--|---|
| 2) | <p>Download the CBSE Reading App from the playstore. Read any 10 stories of you choice. Read the stories in detail. Analyse the pictures and characters described in the story. Choose any one character that you admire the most and transform the character from the story into a hand/ finger puppet/s. Record a video and narrate your favourite story.</p> | <p><b>The learners will be able to –</b></p> <ol style="list-style-type: none"> <li>1) Identify characters, settings, and main plot point and remember. important vocabulary words or phrases introduced in the story..</li> <li>2) Apply knowledge gained from the story to solve problems or make connections in real-life situations and use vocabulary and language structures encountered in the story in writing or speaking activities.</li> <li>3) Retell the story in their own words, demonstrating understanding and creativity.</li> </ol> | <p>Auto generated assignments are there after story. (5m)</p> |
|    | <p><b>Note: Attempt all the assesment of the stories read. You will score points on the assesments. Once you are done with the reading of the 10 stories share the screenshot of your streak points in the shadow groups of your respective class.</b></p>  |  |   |

A vibrant, cartoon-style illustration featuring four children in school uniforms and a smiling book character. The children are positioned around a large, white, rounded rectangular sign that prominently displays the word "HINDI" in bold, red, serif capital letters. The background is a bright, sunny outdoor scene with a large yellow sun, green trees, and a grassy foreground. The overall mood is cheerful and educational.

**HINDI**

| क्र. | विषय  | सीखने के प्रतिफल  | मापदंड  |
|------|---|---|---|
| 1)   | <p>प्रस्तुत कहानियों में से किन्हीं तीन कहानियों को पढ़कर निम्नलिखित प्रश्नों के उत्तर लिखिए ।</p> <p>क) प्रत्येक कहानी से 10 व्यक्तिवाचक, 10 जातिवाचक और 10 भाववाचक संज्ञा शब्द लिखिए ।</p> <p>ख) प्रस्तुत कहानियों में आपका पसंदीदा पात्र कौन रहा? उस पात्र का अपनी रचनात्मकता से सुंदर-सा स्केच बनाइए ।</p> <p>ग) अपनी पसंद की किसी भी एक कहानी का अंत अपने अनुसार बदलकर लिखिए ।</p>   | <ul style="list-style-type: none"> <li>छात्रों के शब्द भंडार का विकास होगा ।</li> <li>भाषायी कौशलों का विकास होगा ।</li> <li>समूचित भाषा का उपयोग कर विभिन्न विषयों पर वर्णनात्मक/ काव्यात्मक ढंग से लिखना सीखेंगे ।</li> <li>हिंदी भाषा की विभिन्न सामग्री को समझकर पढ़ना सीखेंगे ।</li> </ul> | <ul style="list-style-type: none"> <li>शब्दों का चयन (अंक-3)</li> <li>चरित्र चित्रण (अंक-2)</li> <li>निष्कर्ष (अंक-1)</li> <li>मौखिक अभिव्यक्ति (खेलों का अंत बताना) (अंक-1)</li> </ul> |
| 2)   | <p>गरमी की छुट्टियों में आप घर के अंदर और घर के बाहर जो भी पारंपरिक खेल खेलेंगे, उसमें क्या अंतर है और दोनों खेलों के क्या फायदे हैं, यह छुट्टियों से आने के बाद कक्षा में अनुभव के साथ साँझा करेंगे ।</p> <p><b>READING, WRITING &amp; SPEAKING SKILLS - रोचक कहानियाँ</b><br/> (PLEASE NOTE: आपको कहानियों की PDF आपके कक्षा के ग्रुप में भी भेज दी जाएगी ।)</p> <div style="text-align: center;">  <p>रोचक कहानियाँ .pdf</p> </div> | <ul style="list-style-type: none"> <li>अपनी पसंद-नापसंद एवं टिपण्णी को मौखिक-लिखित रूप को व्यक्त कर पाएँगे ।</li> <li>नैतिक कहानियों के प्रति रुचि बढ़ेगी ।</li> <li>कहानी के अंत को संशोधित कर कहानी को नया मोड़ देना सीखेंगे ।</li> </ul>   |   |

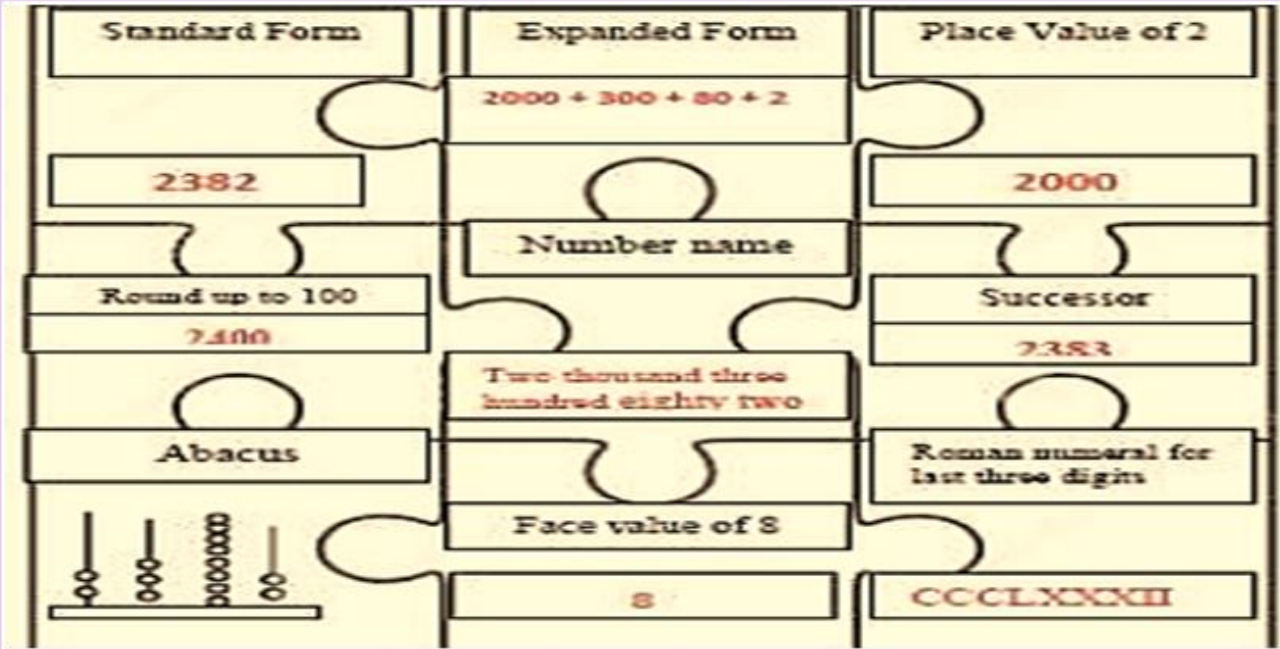
| क्र. | विषय  | सीखने के प्रतिफल   | मापदंड  |
|------|---|--|---|
| 3)   | <p>प्रस्तुत कहानी को ध्यानपूर्वक सुनकर कोई भी पाँच प्रश्न बनाकर उसके उत्तर लिखिए ।</p> <p>▪ <u>LISTENING &amp; WRITING SKILLS -</u></p>  | <ul style="list-style-type: none"> <li>• छात्रों के शब्द भंडार का विकास होगा ।</li> <li>• भाषायी कौशलों का विकास होगा ।</li> <li>• रचनात्मकता का विकास होगा ।</li> </ul> | <ul style="list-style-type: none"> <li>• प्रश्न निर्माण- (अंक-2)</li> </ul> |





# MATHS

| NO. | TOPIC  | LEARNING OUTCOMES  | PARAMETERS   |
|-----|--|--|--|
| 1)  | <p>Maths Safal Examination practice questions based on chapters.</p> <p>a) Number and Numeration</p> <p>b) Roman Numerals</p> <p>c) Addition and Subtraction</p> <p>d) Basic questions of multiplication and division</p> <p>Link : <a href="https://forms.gle/YJhfca4gKJJhRzxi9">https://forms.gle/YJhfca4gKJJhRzxi9</a></p>  | <p><b>The learners will be able to:</b></p> <ul style="list-style-type: none"> <li>• Improve Understanding of Concepts:</li> <li>• Enhance Problem-Solving Skills</li> <li>• Time Management</li> <li>• Familiarity with Exam Format</li> <li>• Revision and Retention</li> </ul>                                      | <ul style="list-style-type: none"> <li>▪ Comprehension of questions (1m)</li> <li>▪ Accuracy(1m)</li> <li>▪ Timely Submission(1m)</li> </ul> |
| 2)  | <p><b>Puzzle Game on Maths Playground</b></p> <p>Link: <a href="https://www.mathplayground.com/super-math-puzzles-triangle-sums-junior.html">https://www.mathplayground.com/super-math-puzzles-triangle-sums-junior.html</a></p> <p><b>Math's Roman Numerals Game :</b></p> <p>Link: <a href="https://www.factmonster.com/math/roman">https://www.factmonster.com/math/roman</a></p> | <p><b>The learners will be able to:</b></p> <ul style="list-style-type: none"> <li>▪ Recall basic math facts and rules.</li> <li>▪ Interpret instructions and complete the game</li> <li>▪ Use mathematical concepts to solve puzzles.</li> <li>▪ Break down puzzles, identify patterns, and relationships.</li> </ul> | <ul style="list-style-type: none"> <li>▪ Accuracy(1m)</li> <li>▪ Completion of all levels(1m)</li> <li>▪ Timely completion (1m)</li> </ul>   |

| NO. | TOPIC  | LEARNING OUTCOMES   | PARAMETERS  |
|-----|--|---|---|
| 3)  | <p><b>BE CREATIVE – MAKE YOUR OWN GAME</b></p> <p>Create your own indoor games to enhance mathematical concepts. A sample will be provided and children will be guided in the school to make a JIG – SAW PUZZLE (using cardboard pieces). They will then compile them to form a puzzle. There should be no repetition of concept like short form, expanded form, formation of smallest and greatest number, etc.</p> | <p><b>The learners will be able to:</b></p> <ul style="list-style-type: none"> <li>Recall basic jigsaw puzzle mechanics and assembly techniques.</li> <li>Interpret the requirements for creating a jigsaw puzzle game.</li> <li>Apply mathematical concepts such as geometry and spatial reasoning to design puzzle pieces that fit together logically.</li> <li>Evaluate the clarity of puzzle instructions</li> <li>Design unique puzzle.</li> </ul>  | <ul style="list-style-type: none"> <li>Creativity and Design(1m)</li> <li>Accuracy(1m)</li> <li>Clarity of puzzle (including different aspects of number and numeration) (1m)</li> <li>Timely Completion(1m)</li> </ul> |





**EVS**

| NO. | TOPIC   | LEARNING OUTCOMES  | PARAMETERS  |
|-----|---|--|---|
| 1)  | <p><b>"Holiday Clean-Up Challenge"</b><br/>( PPT /Word file/Video/File)<br/>Your holiday homework assignment is to participate in a "Clean-Up Challenge."<br/><b>Follow these steps:</b></p> <p>*Explore the Swachh Bharat Abhiyan initiative by researching various brand ambassadors associated with the campaign.</p> <p>*Choose a location in your neighbourhood or community that needs cleaning up. It could be a park, street, or any public area.</p> <p>*Plan a clean-up activity with your family or friends. *Gather necessary supplies such as gloves, trash bags, and any tools needed for cleaning.</p> <p>*Be sure to work safely and responsibly.</p> <p>*Take before and after photos of the area you cleaned up to document your efforts.</p> | <p><b>The learners will be able to:</b></p> <ul style="list-style-type: none"> <li>Gain knowledge about Swachh Bharat Abhiyan initiative, its objectives, and its significance in India's development.</li> <li>Develop research skills by exploring various brand ambassadors associated with the Swachh Bharat campaign.</li> <li>Recall the steps for planning and executing a clean-up activity.</li> <li>Explain the importance of community involvement in keeping neighborhoods clean.</li> </ul> | <p>*Location Selection<br/>1</p> <p>*Planning and Preparation - 1</p> <p>*Execution - 1</p> |

| NO. | TOPIC   | LEARNING OUTCOMES   | PARAMETERS                                     |
|-----|---|---|--|
|     | <p>*Explore the concept of cleanliness globally by researching the cleanest countries and the country being so clean. List reasons for the country being the cleanest country.</p> <p>*Analyze Prime Minister Modi’s impactful statements on Swachh Bharat during his speeches at the Red Fort.</p> <p>*Write a short feedback about your experience by answering the following questions.</p> <p>*What did you learn from this activity?</p> <p>*How did it make you feel to give back to your community?</p> <p>*Share your photos and reflection on class shadow group.</p> <p>Parental Feedback Form -<br/> <a href="https://docs.google.com/forms/d/e/1FAIpQLScbSmELyQ9GEjr7QWYiEzp1xC1DXKotGqo8hR9zZ8XwECtG5A/viewform?usp=sf_link">https://docs.google.com/forms/d/e/1FAIpQLScbSmELyQ9GEjr7QWYiEzp1xC1DXKotGqo8hR9zZ8XwECtG5A/viewform?usp=sf_link</a></p> | <p><b>The learners will be able to:</b></p> <ul style="list-style-type: none"> <li>• Use safety gear and work responsibly during the clean – up.</li> <li>• Look at how the area changed before and after.</li> <li>• Decide how well the clean-up went and what could be better next time.</li> <li>• Write a short reflection about your experience cleaning up.</li> </ul> | <p>*Documentation -1</p> <p>*Reflection -1</p> |



| NO. | TOPIC  | LEARNING OUTCOMES   | PARAMETERS  |
|-----|--|---|---|
| 2)  | <p>Time for some fun and creativity! Below are some exciting Do-It-Yourself (DIY) activities for you to choose from. Select <b>ONE</b> that sparks your interest, and let your imagination soar! Here are your options:</p> <p>*<u>Pinwheel Fan</u> – Using colorful paper, straws and a dash of imagination <a href="https://pin.it/1Xaa9h3mF">https://pin.it/1Xaa9h3mF</a></p> <p>*<u>Ping Pong Ball Fun</u> – With just paper, straw and ball you can make this floating ball. <a href="https://pin.it/23XjSS6pl">https://pin.it/23XjSS6pl</a></p> <p>*<u>Anemometer</u> – With simple materials like cups, straw and pencil construct a device that measures wind speed. <a href="https://pin.it/4FR5dhlbs">https://pin.it/4FR5dhlbs</a></p> <p>*<u>Kaleidoscope</u> –Using cardboard tubes, mirrors and colorful beads create a kaleidoscope that creates color and symmetry. <a href="https://pin.it/4Nbr5JwZP">https://pin.it/4Nbr5JwZP</a></p> | <p><b>The learners will be able to:</b></p> <ul style="list-style-type: none"> <li>*use imagination to make something unique and colorful with simple materials.</li> <li>*learn how to figure things out if something doesn't go as planned while making your project.</li> <li>*practice using hands to cut, fold, and put things together, which helps with coordination.</li> <li>*learn how different pieces fit together to make something cool, like a spinning fan or a floating ball.</li> </ul> | <ul style="list-style-type: none"> <li>*Creativity -1</li> <li>*Originality-1</li> <li>*Accuracy and Functionality-2</li> <li>*Reflection and Learning-1</li> </ul> |

| NO. | TOPIC   | LEARNING OUTCOMES   | PARAMETERS  |
|-----|---|---|---|
| 3)  | <p><b>Safal Practice Paper -</b><br/> <a href="https://docs.google.com/forms/d/e/1FAIpQLSftqb97YcqV4aqMusyYv35na3HqMUt7LYGjgxNsR6TNeelNA/viewform?usp=sharing">https://docs.google.com/forms/d/e/1FAIpQLSftqb97YcqV4aqMusyYv35na3HqMUt7LYGjgxNsR6TNeelNA/viewform?usp=sharing</a></p> | <p><b>The learners will be able to:</b></p> <ul style="list-style-type: none"> <li>• Improve Understanding of Concepts:</li> <li>• Enhance Problem-Solving Skills</li> <li>• Time Management</li> <li>• Familiarity with Exam Format</li> <li>• Revision and Retention</li> </ul> | <p>Parameters:</p> <ul style="list-style-type: none"> <li>*Comprehending of question</li> <li>* Correctness</li> <li>* Timely Submission</li> </ul> |

Have a great



VaCaTion!



